

# Transportation

## Return-to-School



Transportation is among the most significant factors affecting schools' capacity for reopening. Current guidelines established by the Virginia Department of Education state, "Physical distance should be created between children on school buses . . . limiting capacity as needed to optimize distance between passengers."

# Transportation

## Return-to-School



Upon consultation with the appropriate state and local officials, Pittsylvania County Schools has determined the following to be the optimal reduced bus capacities to promote the safe transportation of students to and from school.

Standard Capacity	Reduced Capacity*
65 Passengers	22 Passengers
35 Passengers (Specially Equipped Bus)	7 Passengers + 1 Wheelchair Passenger

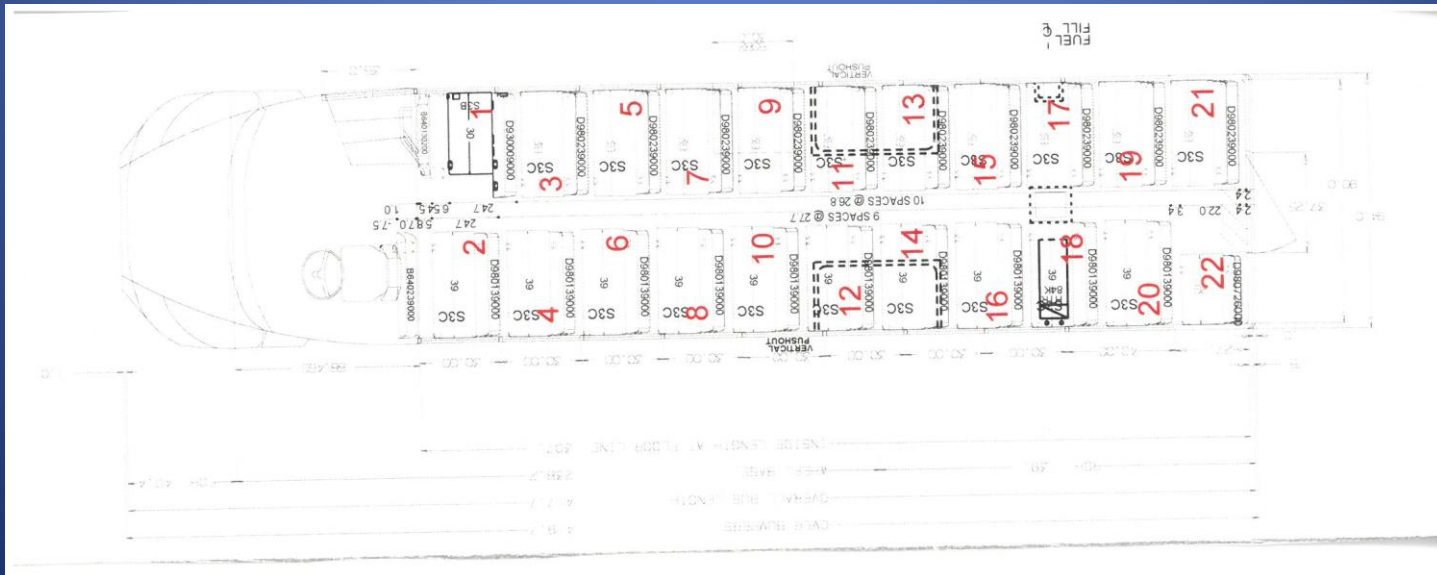
\* = Note: In some cases, capacity may be greater because siblings living in the same household may be seated together on the same seat.

# Transportation

## Return-to-School



# 65 – Passenger Capacity

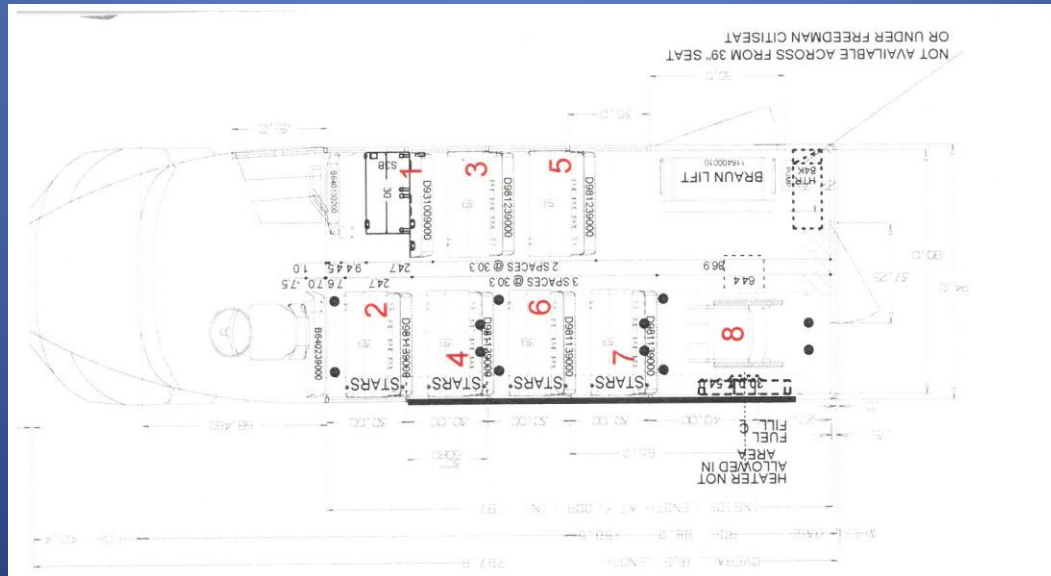


# Transportation

## Return-to-School



## 35 – Passenger Capacity



# Transportation

## Return-to-School




### Upon returning to school . . .

- VDOE guidelines which are based upon CDC and VDH recommendations strongly encourage the use of face masks in certain situations in which six-foot physical distancing cannot be ensured. Therefore, students will be expected to wear face masks when riding buses.
- restricted bus capacity will require bus routes to be based upon students' home addresses.
- buses will be sanitized daily and will undergo "deep cleaning" once per week.

# Transportation

## Return-to-School



Each day, seats will be disinfected using approved chemical sanitizers, all high-touch areas will be wiped down, and trash receptacles will be emptied.

Each week, buses will undergo “deep cleaning” including damp-mopping vehicle floors, spot cleaning walls and seats, and dusting horizontal surfaces.